


SHEETFOLDER AMFOLD



Amfold-P with Amstack-D

Up to 1200 pieces/hour
Compact
Touch screen panel
All cross folds timing belt driven
Easy access

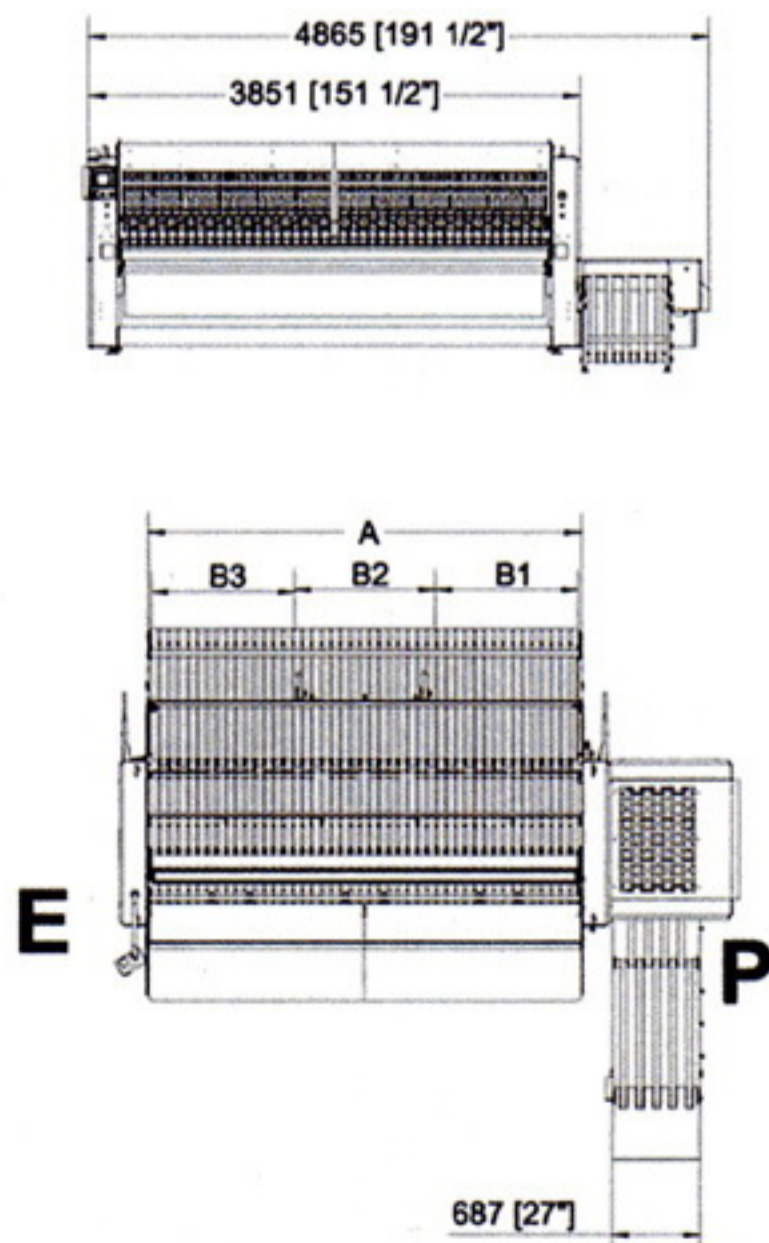
Specifications

Standard Feature : (Amfold - P)

- Photocells face down without mirror
- Several cross fold combinations available
- Automatic operation
- 2 Primary folds
- upto 3 cross fold
- Single lane
- Able to connect with any ironer
- PLC touch screen
 - Counting linen in each lane, linen folded per day
 - Programmable for different types of linen
 - Pneumatic folding
 - Photocells face down without mirror
 - Several cross fold combinations available

STACKER and CONVEYOR : (Amstack - D)

- Attach to a folder at either end and synchronize with a folder.
- Programmable pieces stacked from 1-18 pieces
- Microprocessor control to work as a single unit with folder
- Voltage 380V/50Hz/3Ph



Technical information :

Specifications*

Electrical

- Voltage : 3x 380V+N+PE / 50Hz
- Power : 1.25-2kW, Fuses 10A

Pneumatic

- Pressure : 6 - 10 Bar
- Consumption : 20-30 KNL/1000 sheets
- Connection : 3/8" (1/2" tube)

Miscellaneous

- Noise level : 75dBA
- Speed : 8 up to 50 m/min

Production Materials

Sheets (with crossfolds)

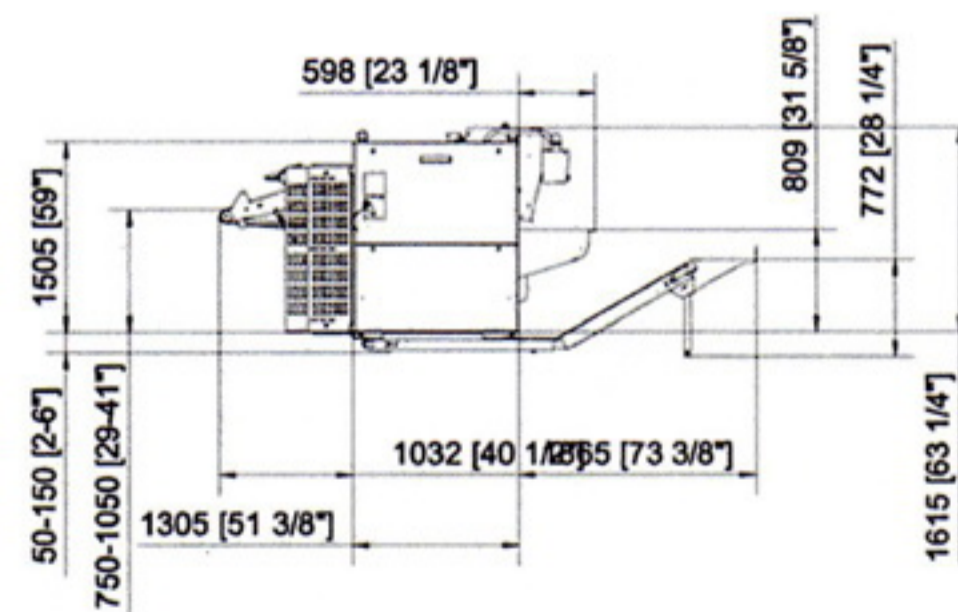
- Sheets, table linen, draw sheets, etc.
- Max. size 1 lane : 3.0m x 3.0m
- Min. size 1 lane : 0.9m x 0.9m

Small pieces

- Max. size multilane : 1.3m x lane width
- Min. size multilane : 0.4m x 0.25m

*are depending on configuration

Specification and Design subject to change without notice
Additional options : Consult factory or distributor



Working width	A	B1	B2	B3	B4
2700 [106 1/4"]	2800 [110 1/4"]	900 [35 1/2"]	900 [35 1/2"]	900 [35 1/2"]	
3000 [118 1/8"]	3100 [122"]	975 [38 3/8"]	1050 [41 3/8"]	975 [38 3/8"]	
3200 [126"]	3250 [128"]	1050 [41 3/8"]	1050 [41 3/8"]	1050 [41 3/8"]	
3300 [130"]	3400 [133 7/8"]	1125 [44 1/4"]	1050 [41 3/8"]	1125 [44 1/4"]	
2700 [106 1/4"]	2800 [110 1/4"]	675 [26 1/2"]	675 [26 1/2"]	675 [26 1/2"]	675 [26 1/2"]
3000 [118 1/8"]	3100 [122"]	750 [29 1/2"]	750 [29 1/2"]	750 [29 1/2"]	750 [29 1/2"]
3200 [126"]	3250 [128"]	825 [32 1/2"]	750 [29 1/2"]	750 [29 1/2"]	825 [32 1/2"]
3300 [130"]	3400 [133 7/8"]	825 [32 1/2"]	825 [32 1/2"]	825 [32 1/2"]	825 [32 1/2"]